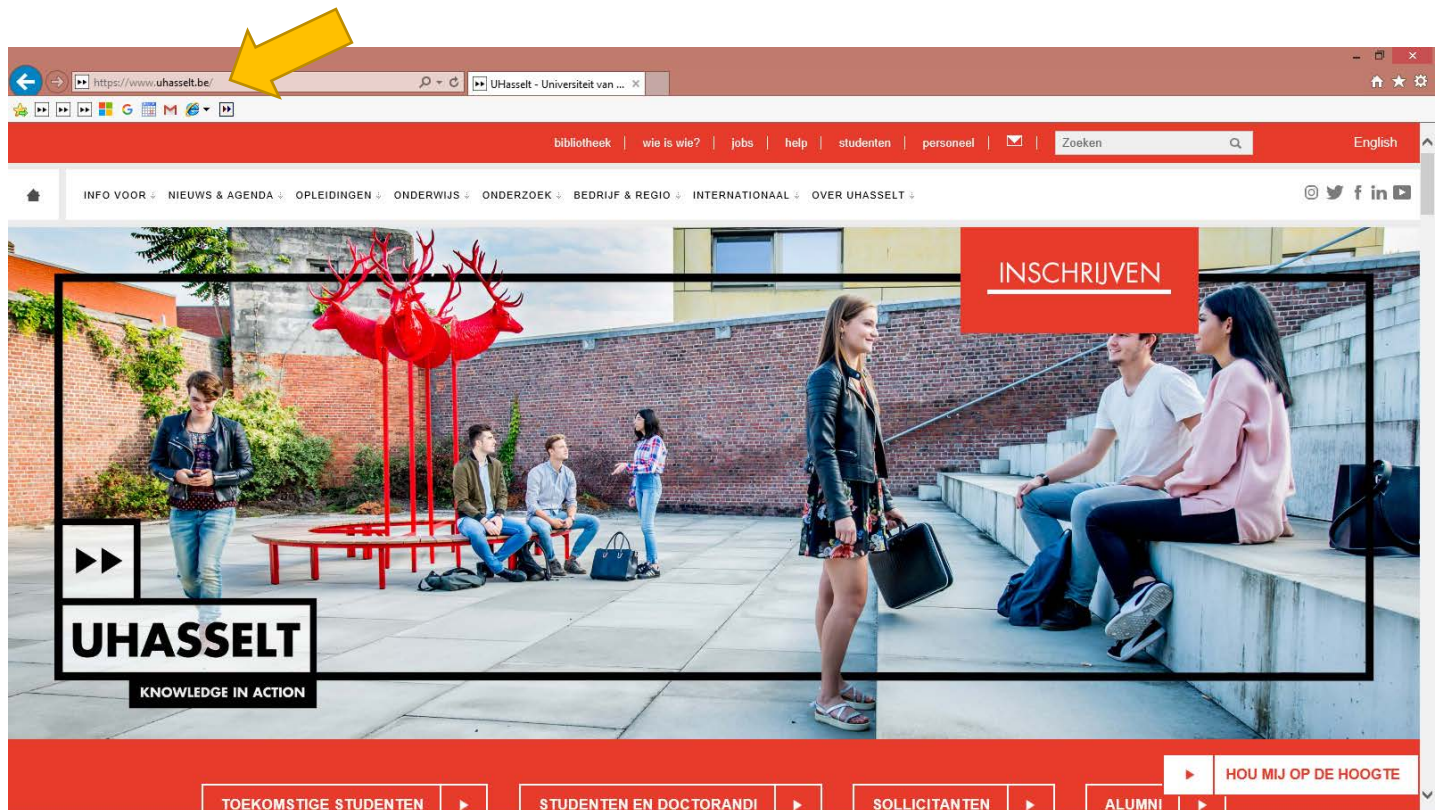
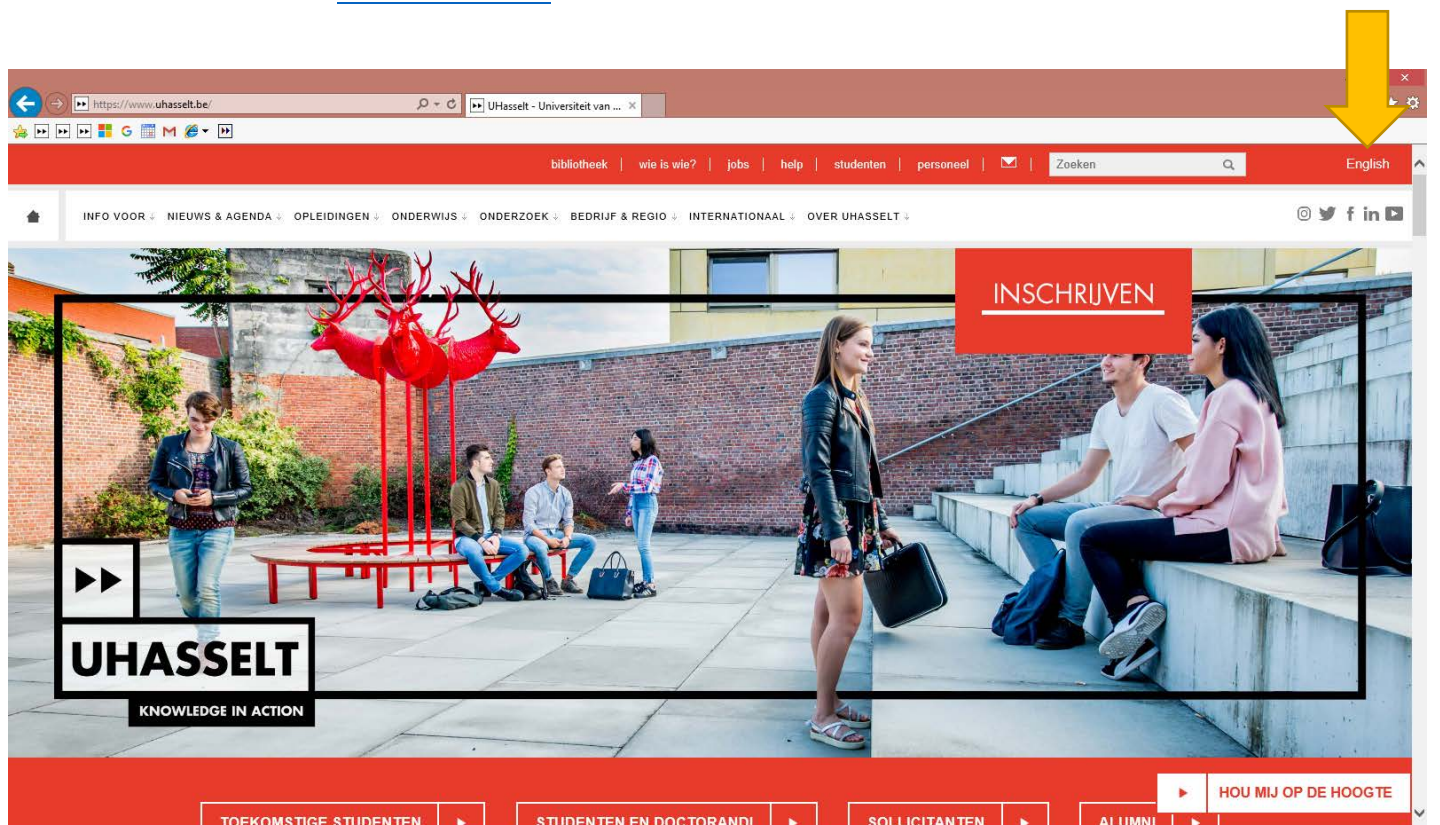


Hasselt University


How to pre-register online for the master of statistics?



1. Go to our website: www.uhasselt.be



2. Go to the English webpage



library | who is who? | jobs | help | students | staff | Search | Nederlands

HASSELT UNIVERSITY | STUDY PROGRAMMES | INTERNATIONAL STUDENTS | EDUCATION | RESEARCH | COMPANY & TECHNOLOGY

UHASSELT

KNOWLEDGE IN ACTION

Rankings

UHasselt rates well in rankings

[READ MORE](#)

[KEEP ME INFORMED](#)



library | who is who? | jobs | help | students | staff | Search | Nederlands

HASSELT UNIVERSITY | STUDY PROGRAMMES | INTERNATIONAL STUDENTS | EDUCATION | RESEARCH | COMPANY & TECHNOLOGY

UHASSELT

International students

INCOMING INTERNATIONAL STUDENTS

- [study programmes](#)
- [exchange study programmes](#)
- [admission](#)
- [registration](#)
- [tuition fees and scholarships](#)
- [visa](#)
- [accommodation](#)
- [orientation programme](#)
- [FAQ](#)

LIFE ON CAMPUS

- [getting around](#)
- [eating and drinking](#)
- [living costs](#)
- [student jobs](#)

INFORMATION FOR CURRENT STUDENTS

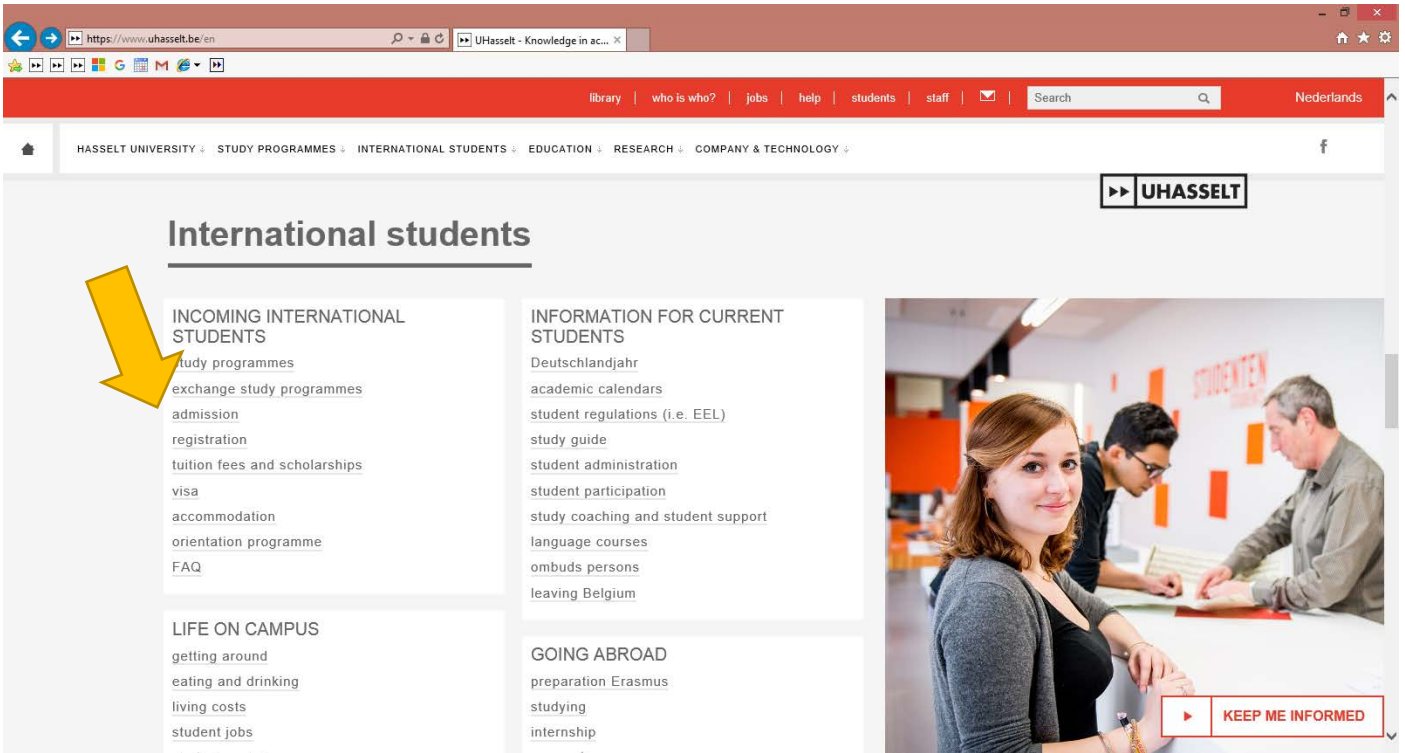
- [Deutschlandjahr](#)
- [academic calendars](#)
- [student regulations \(i.e. EEL\)](#)
- [study guide](#)
- [student administration](#)
- [student participation](#)
- [study coaching and student support](#)
- [language courses](#)
- [ombuds persons](#)
- [leaving Belgium](#)

GOING ABROAD

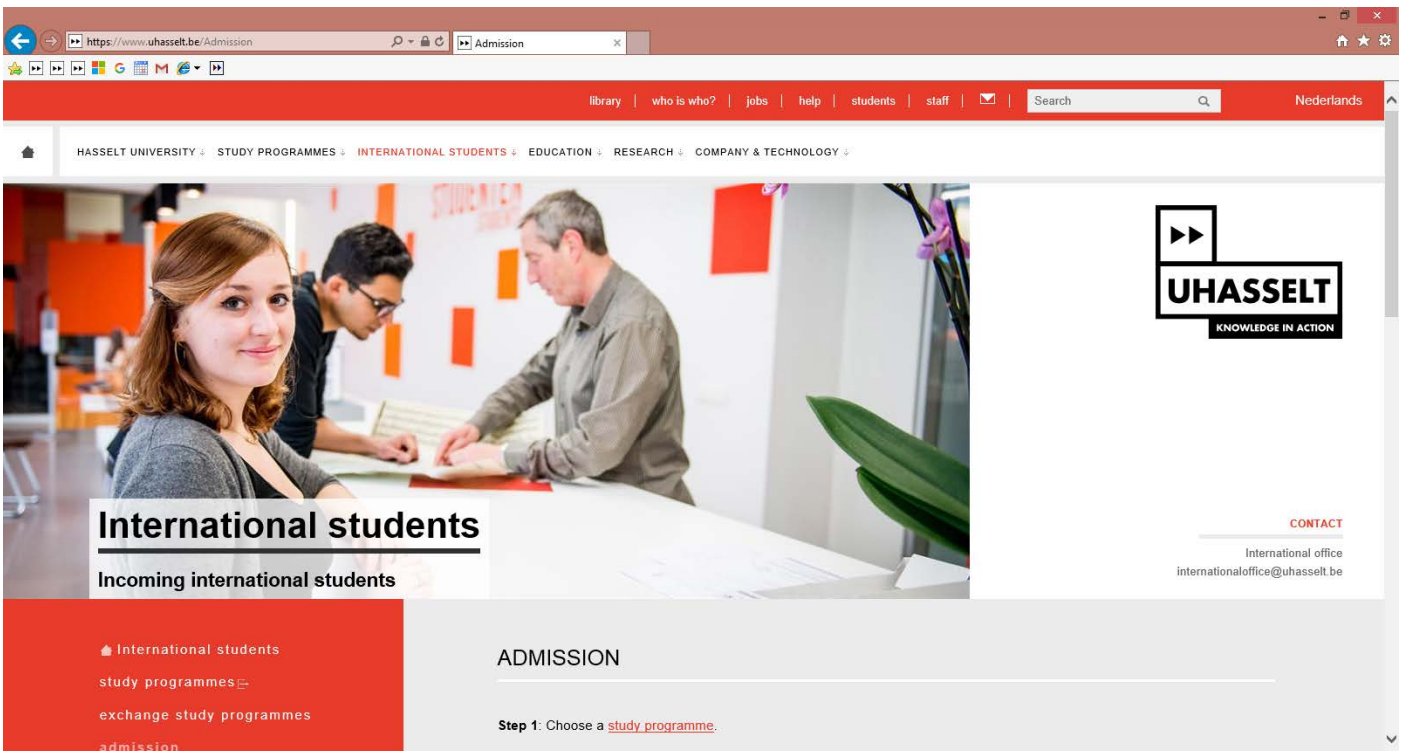
- [preparation Erasmus](#)
- [studying](#)
- [internship](#)

[KEEP ME INFORMED](#)

2. Go to the page “international students”.



3. Go to the page “admission” (or directly to: www.uhasselt.be/admission).



4. Step 1 and 2 are less important for students coming from Wroclaw University. The programme is already known and the requirements have been checked by the board.

https://www.uhasselt.be/Admission

who is who? | jobs | help | students | staff | Search Nederlands

HASSELT UNIVERSITY | STUDY PROGRAMMES | INTERNATIONAL STUDENTS | EDUCATION | RESEARCH | COMPANY & TECHNOLOGY

registration
tuition fees and scholarships
visa
accommodation
orientation programme
FAQ

Step 3: Submit your application.

- Select the correct procedure
- Online pre-registration
- Send certified hard copies by postal mail before the deadline:

Hasselt University
Leen Jorissen
Martelarenlaan 42
3500 Hasselt
Belgium

The full and complete application must be submitted before

- 1 February for non-EEA citizens for the programme Master of Statistics
- 1 March for ICP programme - ROAD SAFETY IN LOW & MIDDLE INCOME COUNTRIES
- 1 May for non-EEA citizens
- 1 September for EEA citizens

However, it cannot be guaranteed that applications which are submitted after 15 August will be processed before the start of the academic year.

We cannot confirm the receipt of your documents, due to the volume of applications. We strongly recommend to send your certified hard copies via express service, so you can track your documents. Therefore, their arrival at our university also can be acknowledged.

Step 4: Admitted? Prepare your stay.

- Start the visa procedure as soon as possible.
- Pay the tuition fee (instructions by email)

5. Step 3.2, however, the online pre-registration, is very important. Only when your online registration is complete, you will be able to attend courses at UHassel.

Students coming via the agreement between Wroclaw University and UHassel, do not have to send certified hard copies by postal mail !

https://uhintra03.uhasselt.be/webregistratie/S(22gx0hc1dqhsfxd)

UHassel contact English

UHASSELT KNOWLEDGE IN ACTION

English

Gebruik deze webregistratie enkel indien je voor de eerste keer aan de UHassel wenst in te schrijven. Was je vorig jaar reeds student aan de UHassel dan kan je je herinschrijven via je "studentendossier".

Nieuwe inschrijving
Start aanmaak nieuwe inschrijving

Inschrijving raadplegen / aanpassen

E-mail :

Paswoord :

login Paswoord vergeten

Bij problemen contacteer ons

© 2010 - UHassel - ISA
Realisatie: cellen WEB en ISA - UHASSELT

6. When you click on "online pre-registration" on the page "admission", the webpage above will be opened. Please change the language to "English".

7. Start the online registration.

- a. New application**
- b. Consultation/modification of an existing application file**

You will have to complete the next sections:

Identity
Study programme
Learning account
Success rate
Address
Secondary/high school
Higher education
Professional experience
Finances
Up/Download
Social information
Finalise
State of file
Logoff
Nederlands

Identity

Write your name in **capitals and small letters as shown on your identity card or passport**. Your name will be spelled this way on all official documents.

Family/Surname :

First/Given name :

Other first names :

Call name : *Only if it differs from your official first name*

Other initials : *Initials from your other first names in capitals without spaces or punctuation marks*

Gender : M F *

Date of birth : - dd/mm/yyyy

Country of birth :

Place of birth :

Nationality :

Belgian registration number : - *For Belgians (see identity or SIS card) and foreigner's students who already have a residence permit (SIS card)*

Civil status :

E-mail :

Please note that you have to use this e-mail address during the whole application process.

To secure your web registration you need to fill in a password. With it you can review and correct your web registration later on.

Password :

Password : (control)

* required

Save and proceed to address

© 2010 - UHasselt - ISA
Realisatie: cellen WEB en ISA - UHASSELT

Complete the page 'identity' based on the data on your identity card.

Please note that the data you insert in our system will be used on official documents.

Study programme

I would like to register for

Academic year: *

Programme: *

Taught Programme: Dutch taught programme English taught programme

*

contract for a full degree programme contract to obtain individual credits contract to take only exams contract to take only exams for a full degree programme

[about the kinds of contracts](#)

Academic year of first registration contract for a full degree programme for a professional or academic bachelor at a Flemish institution:

I would like to have **more information** about studying with a **functional impairment** (dyslexia, ADHD, autism, chronic illness), **top-level sport**, **performing as an artist**, **working** or **other specific circumstances** and extra support?

* required

Save

In case of problems please contact

© 2010 - UHasselt - ISA
Realisatie: cellen WEB en ISA - UHASSELT

Select the academic year for which you are applying.

Select the type of programme: Master programme

Select the language of the programme: English

Select the specific programme for which you are applying: Master of Statistics

You have to register for a "contract for a full degree programme".

Learning account

Learning account

For more information concerning the learning account system or how to be admitted with a(n) insufficient/negative learning account, see <http://www.uhasselt.be/UH/International-master-students/Learning-account.html>

At <http://www.studentenportaal.be/> you can consult your learning account balance

I declare that the balance of my learning account at 08/06/2018 is 140 .

I expect the balance of my learning account at the start of the academic year to be 140 .

Save

In case of problems please contact

© 2010 - UHasselt - ISA
Realisatie: cellen WEB en ISA - UHASSELT

If you register for the first time as a student in Flanders (Belgium), your learning account will be “140”.

Success rate

Success rate

EFL examination regulations article 5.3 §1 bis:
A student who is enrolled under a diploma contract for the 1st bachelor year at the UHasselt or any other Flemish university and who obtains less than 30% of the ECTS credits from the 1st bachelor year during this year of enrolment, can not reregister in the same programme. Students can be denied access on the basis of this rule at the earliest in the academic year 2016-2017. In exceptional cases a student can be accepted based on a substantiated request filed through the study career coach. Subsequently the vice-rector for education will decide on the admission, after the recommendation of the chairman of the Examination Board.

EFL examination regulation article 3.3 §3:
The Examination Board may impose binding conditions on students enrolled under a diploma contract who, after one academic year, have not yet obtained 60% of the ECTS credits to which the diploma contract refers. These binding conditions may in principle not be any tighter than the regulations in art. 4. (Codex higher education art. II.246)

During academic year 2017 - 2018 I was enrolled for ECTS credits.

I obtained ECTS credits.

My success rate is: -,- %.

I was earlier already enrolled for the 1st bachelor year of this programme:
 Yes No

Save

In case of problems please contact

© 2010 - UHasselt - ISA
Realisatie: cellen WEB en ISA - UHASSELT

Please skip the page about the success rate.

Address

Official domicile address

Enter your home address (domicile or official residence in your home country) exactly as it is shown on your passport or identity card. Please note that this address will be used to send all your correspondence. Give your full telephone number with country code.

Street or PO box : Number : Box :

Country : Postal/Zip code : City or town :

Telephone number :

Mobile phone number :

Residence address (if different from official domicile address)

If you don't know your residence address, you can fill it in after your inscription by using "My student file"

Street : Number : Box :

Country : Postal/Zip code : City or town :

Telephone number :

Mobile phone number :

Person to be contacted in case of emergency

Last name : First name :

Street or PO box : Number : Box :

Country : City or town :

Postal/Zip code :

Telephone number :

Mobile phone number :

E-mail :

Relationship :

* required

Save and proceed to study programme



© 2010 - UHasselt - ISA
Realisatie: cellen WEB en ISA - UHASSELT

Follow the instructions on the page "address".

Your official domicile address will be used to send all your correspondence.

Secondary education

You obtained your diploma on: 17/12/2011

 Please select an educational institution in Flanders through the icon. 
If your educational institution or Study programme is located in the Flanders, but is not in the list, please choose -- Option is not listed --

You obtained your diploma on : dd/mm/yyyy (Date mentioned on diploma)

I obtained my secondary/high school diploma:

Educational institution + Study programme

Name educational institution :

Street :

Country :

Study programme :

Number : Box :

City :

Save

In case of problems please contact

© 2010 - UHasselt - ISA
Realisatie: cellen WEB en ISA - UHASSELT

Complete the page "secondary education".

Up/download

Please upload at least all the documents that are required (passport – documents higher education, if you have them). You can always upload more documents, for example your diploma “secondary education” and CV. However, it is not compulsory.

Finalise

Registration number : **56789**
 If necessary, you can consult your subscription file here: [File](#)

You have now entered the data that is necessary in order to make an application at the Hasselt University. You can still alter information until your file is on status 'under consideration' through our web enrolment and using your temporary password. Our administrative and academic staff will now thoroughly check the eligibility of your application. You will receive an email with the results of this process. In case you are allowed to enroll into our university, you can Finalize your registration at the studentadministration, Martelarenlaan 42 in Hasselt.

Finally, upon arrival at our university, you are invited to come and confirm your pre-registration data at our student secretariat.

Where and when ?
 At the student registration desk of Hasselt University, Martelarenlaan 42, 3500 Hasselt. For practical info and opening hours [click here](#).

Your registration for the **Buddy Program** klik [here](#)

For information for **future students** click [here](#)

For **accommodation** please click [here](#)

Privacy statement

- The collected data will be used to conduct research concerning the educational and social relations between the university and the student. The data can also be used for selective provision of information to third parties if this is in the interest of the student. You can exercise your right to inspection in accordance with art. 10 of the Law of 8 December 1992 by sending a letter to the enrolment office.

Please note that your file only will be processed after sending a hard copy of legalised degree certificates and transcripts of records to:

Hasselt University
 Student Administration – International Affairs
 Attn Mrs Leen Jorissen
 Martelarenlaan 42
 3500 Hasselt
 Belgium

Do not forget to close this application using the 'Logoff' button.

Read the info on the page “finalise” very carefully. Students from Wroclaw don’t have to send certified hard copies.

State of file

Your registration number : **41563**

This is an overview of your file of enrolment.

Acjaar :

Studiekeuze :

Bij het opslaan van het dossier (wijziging status) wordt de student hierover geïnformeerd via e-mail.

Stuur naar Cc :

Verstuur de e-mail :

Delete	Date	Status	Note	Administrator
<input type="checkbox"/>	<input type="text"/>	Application		
<input type="checkbox"/>	5/12/2016	Application		

[Opslaan dossier](#)

Delete	Date	Note	Administrator
<input type="checkbox"/>			

Your file will probably show incomplete, but this is no problem.

If you have questions regarding this pre-registration procedure, please contact: admissionformaster@uhasselt.be

We will be happy to welcome you at Hasselt University!